

D.G.#3-32065

THE DETROIT EDISON COMPANY

2000 SECOND AVENUE
DETROIT 26, MICHIGAN

September 1, 1970

Michigan Public Service Commission
Lansing 13, Michigan

Gentlemen:

The Detroit Edison Company, Detroit, Michigan, hereby makes application for authority to string the following wires over the tracks of the Norfolk and Western Railway in the City of Taylor, SW 1/4 of Section 3, Taylor Township, T-38, R-10E, Wayne County, Michigan.

Span B - C

Three #1000 M B - 40,000 volt wires, three #350 M B - 4800 volt wires and one # 0 B neutral wire over the tracks of the N.W.Ry. located in Monroe Road approximately 1320' north of the centerline of Scorse Road.

The proposed wire crossing will be constructed in accordance with specifications of the Michigan Public Service Commission and the construction standards of The Detroit Edison Company, approved by the Michigan Public Service Commission on July 19, 1939, File ED 2-9.01.

- Enclosed is a waiver of hearing granted by the Railroad Company, **Dated 8-24-70 R.E. File No. 9877A**
- Waiver of hearing by the Railroad Company is covered by blanket waiver.
- This application covers reconstruction of existing crossing and will cancel and supersede wire crossing permit No. **ED2-8-5000** dated ~~8-17-70~~
- This is a new crossing.

Reference number of construction drawing is RX-**2045C.**

Yours very truly,

I.W. Gamble

I.W. Gamble
Supervisor of Rights of Way
Properties and Rights of Way Dept.

Permit No. ED2-8-6642
Date 9-17-70
By MPSC

DISPOSITION RIGHTS OF WAY NO. 3000 7/13

Check in circle indicates statement applicable.
Notify the Division Engineer at Fort Wayne, Indiana, telephone 219-749-5623, a few days ahead of the time you start work.



Norfolk and Western Railway Company

ENGINEERING-M. OF W. DEPARTMENT
ROANOKE, VIRGINIA 24011
E. Q. JOHNSON, CHIEF ENGINEER

August 24, 1970

Agmt. File 9877A
(Taylor, Michigan)

Mr. I. W. Gamble
Supervisor of Rights of Way
Properties and Rights of Way Department
The Detroit Edison Company
2000 Second Avenue
Detroit, Michigan 48226

Dear Mr. Gamble:

This refers to your letter dated June 4, 1970, file RX-2045C, requesting waiver of hearing on your proposed aerial 4.8/40 KV power wire crossing of our Railway, entirely within the legal confines of Monroe Road, Taylor, Michigan.

The Norfolk and Western Railway Company does not desire representation at this hearing to determine the necessity for construction to provide additional electric power service.

Your proposal has been checked and no objections are seen to the construction of this crossing on condition that your company will relieve this Railway of all expense and legal liability during the construction, that the crossing will be so constructed and so maintained as to comply with all applicable Safety Rules of the latest edition of the National Electrical Safety Code for the Installation and Maintenance of Electric Supply and Communication Lines, in a manner satisfactory to this Company and so as not to interfere with this Company's operations and maintenance.

Please notify the Division Engineer at Fort Wayne, Indiana, telephone 219-749-5823, a few days ahead of the time you start to work across our tracks.

Yours very truly,

E. Q. Johnson

Chief Engineer

No AGREEMENT

RECORDED RIGHT OF WAY NO.

30000 7013

THE DETROIT EDISON COMPANY

2000 SECOND AVENUE

DETROIT, MICHIGAN 48226

June 4, 1970

TO:

Mr. E. Q. Johnson, Chief Engineer
Norfolk and Western Railway Company
8 North Jefferson Street
Roanoke, Virginia 24011

Proposed Overhead Wire Crossing:

Three No. 1000 M B - 40,000-volt wires, Three No. 350 M B - 4800-volt wires and
One No. 0 B neutral wire. (Span B-C)

Specific Location

In Monroe Road approximately 1320 feet North of the center line of Ecorse Road.

R.R. Valuation Station _____ R. R. Mile Post _____

City/Village Taylor Township Taylor - SW 1/4 of Section 3

County Wayne Detroit Edison Plan Attached RX-2045C

This is a New Crossing _____ This is a Reconstruction of Existing Crossing X

Previous Agreement Information (if any) Date _____ (R. R. Plan) _____

30000
p/13

Blanket Waiver of Hearing Covers _____ Waiver of Hearing Requested in duplicate
(Waiver of Hearing to be mailed to applicant listed below)

All construction will be done in accordance with the rules and regulations of the Michigan Public Service Commission.

I. W. Gamble
I. W. Gamble, Supervisor of Rights of Way
Properties and Rights of Way Department

STATE OF MICHIGAN
BEFORE MICHIGAN PUBLIC SERVICE COMMISSION

Standard Railroad Wire-Crossing Permit No. ED2-8-6642

In Re Application of The Detroit Edison Company
2000 Second Avenue
Detroit, Michigan 48226

Pursuant to Act No. 171 of the Session Laws of 1893, as amended, application having been made to Michigan Public Service Commission by said

The Detroit Edison Company

for permission to string wires across the tracks of the

Norfolk and Western Railway Company

and said

The Detroit Edison Company

having conformed to the Commission's rules governing the filing of notices and issuing of permits for the construction of electrical lines and said railway company having waived the right of notice and hearing provided for in said act
THEREFORE, It is ordered that said

The Detroit Edison Company
be permitted to string the following described wires across the tracks of said railroad at the following described place:

City of
Taylor

County of
Wayne

State of
Michigan

Span B-C
Crossing of one (1) 40 kV, 60 Hz, 3 phase, 3 wire sub-transmission circuit and one (1) 4.8 kV, 60 Hz, 3 phase, 3 wire distribution circuit, all with one (1) ground wire, located in Monroe Road approximately 1320' north of center line of Ecorse Road, Taylor Township, SW $\frac{1}{4}$ of Section 3, T3S, R10E
3 - 1000 MCM bare aluminum phase conductors - 40 kV
3 - 350 MCM bare aluminum phase conductors - 4.8 kV
1 - #1/0 bare aluminum ground wire

Per Drawing RX-2045C

as indicated on the attached plans, when, as and if approved.

At the point of crossing said wires shall be installed in accordance with this Commission's rules and regulations.

Given under our hands and the Official Seal of this Commission at the City of Lansing, State of Michigan, this seventeenth day of September A.D. 1970

MICHIGAN PUBLIC SERVICE COMMISSION

..... Willis F. Ward
Chairman,

..... William A. Eoos, Jr.
Commissioner,

..... Lenton G. Sculthorp
Commissioner.

*advised name
sent to G. J. J. 9-21-70
JHE*

Countersigned

.. Earl B. Klorparens.....
Secretary

RECORDED RIGHT OF WAY NO. 3000-13

STATE OF MICHIGAN
Office of the Michigan Public Service Commission

SS.

I, Earl B. Klomparens, Secretary of the Michigan Public Service Commission Do Hereby Certify,
That I have compared the annexed copy of **Railroad Wire Crossing Permit**

No. ED2-8-6642

with the original, and that it is a true and correct transcript therefrom, and of the whole of such original.

In Testimony Whereof, I have hereunto set my hand and affixed the seal of the Commission, at Lansing, this **seventeenth** day of **September** in the year of our Lord one thousand nine hundred **seventy**

Earl B. Klomparens
Secretary

ANNEXED COPY OF WIRE NO. 3000
P/13

RX 20450

PROPOSED LINE CROSSING OVER NORFOLK & WESTERN RY. EXISTING PERMIT NUMBER ED2-B-4451
 IN MONROE RD. APPROX. 1/4 MILE NORTH CITY OF TAYLOR
OF ECORSE RD
 SECTION 3 S.W. 1/4 TOWNSHIP TAYLOR (11) T 35 R 10E COUNTY WAYNE

NOTES

MATERIALS SHALL BE AS NOTED IN THE DETROIT EDISON COMPANY'S GENERAL SPECIFICATIONS FOR OVERHEAD LINE CONSTRUCTION AT RAILROAD CROSSINGS DATED MARCH 1935.

ACTUAL FIELD DIMENSIONS MAY VARY SOMEWHAT FROM THOSE SHOWN BUT THE REQUIREMENTS OF ORDER NO. 1879 OF MICHIGAN PUBLIC SERVICE COMMISSION AS REVISED JAN. 1, 1944, WILL BE COMPLIED WITH

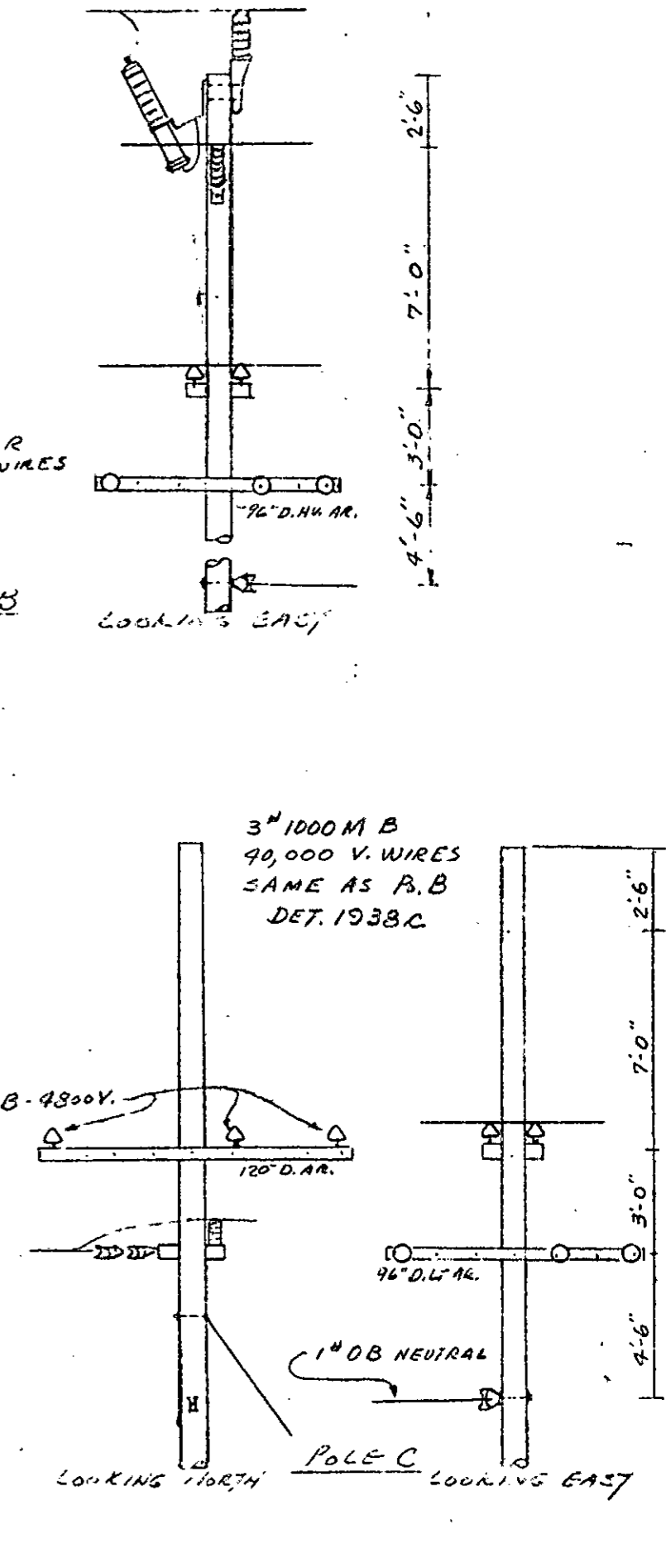
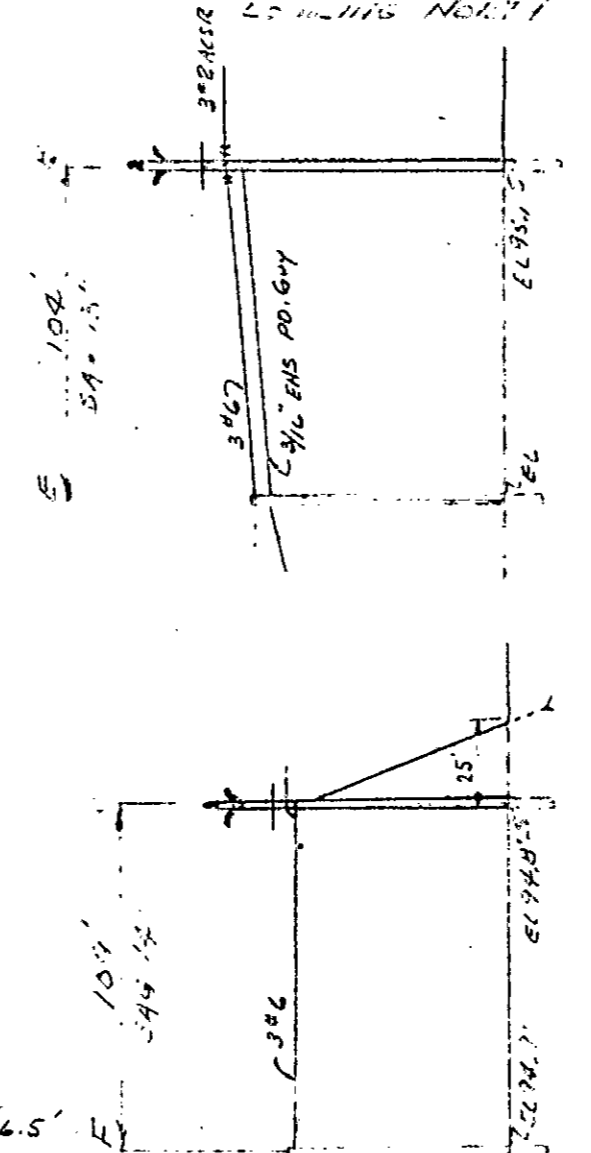
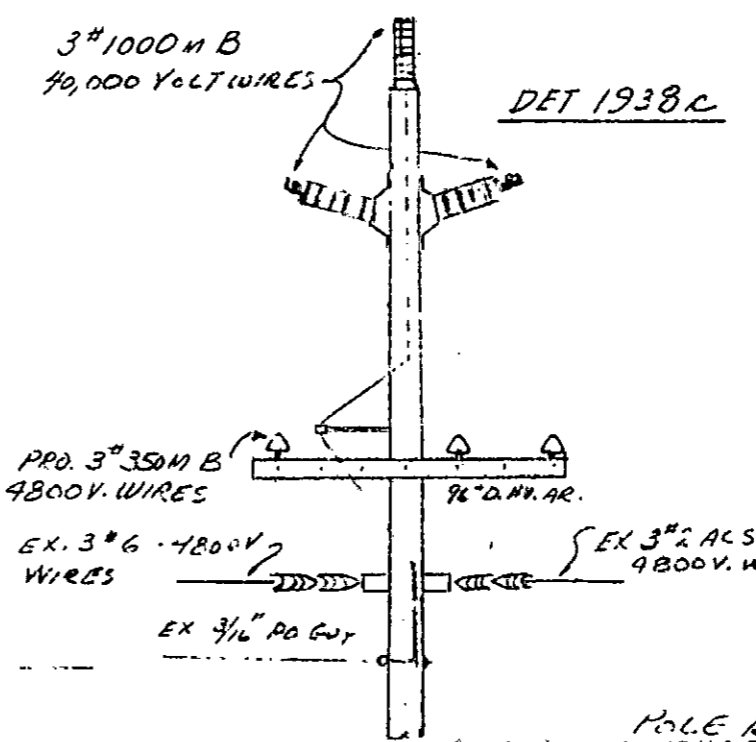
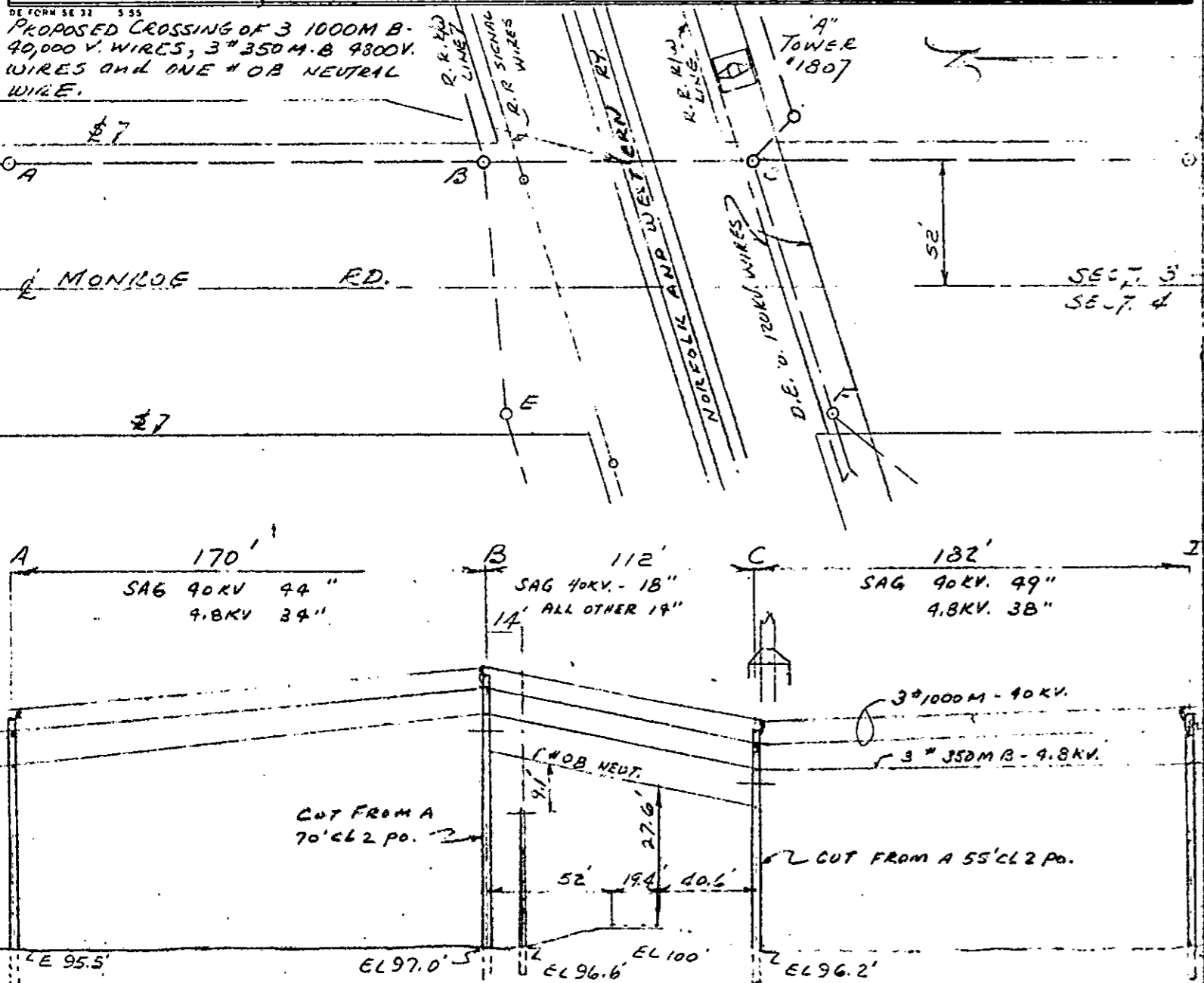
MINIMUM CLEARANCES

NEAREST POLE TO RAIL	SIDING	7 FT
	MAIN LINE	12 FT
WIRES OVER TRACKS	0 - 750 VOLTS	27 FT
	750 - 15,000 VOLTS	28 FT
	15,000 - 50,000 VOLTS	30 FT
WIRES OVER R R SIGNAL	0 - 750 VOLTS	2 FT
	750 - 8,700 VOLTS	4 FT
	8,700 - 50,000 VOLTS	6 FT

DESIGNED BY J. W. HYTE PLANNING & PROJECT ENGINEERING DEPT. DATE 5-14-70
 ESTIMATOR F. KOTYK OVERHEAD LINES DEPT. DATE 5-14-70

REV C BY J. SHORT. CHECKED BY HGG

CONDUCTORS				POLES			
NUMBER	SIZE	KIND	VOLTAGE	LOCATION	LENGTH	CLASS	TYPE
SPAN B-C				A	55	1	WOOD 7.5'
3	1000M	B	40,000	B*	65	1	" 9'
3	350M	B	9800	C*	55	2	" 7.5'
1	0	B	FUTURE NEUTRAL				



RECORDED RIGHT OF WAY NO. 30000
p13

APPROVED
FOR
MICHIGAN PUBLIC SERVICE
COMMISSION
J. M. Goffe
DIRECTOR OF PUBLIC UTILITIES
FILE ED2-8-6642 DATE 9-17-70