

June 5, 2008

Michigan Electric Transmission, an ITC Company
C/O Fernando Guevara
27175 Energy Way
Novi, MI 48377

Attention: Fernando Guevara, Property Management Specialist

SUBJECT: Single Phase, 4800 Volt Distribution line
Reference No: 06808808/Bangor Twp/Bay County/Walker

REFERENCE: Amended and Restated Easement Agreement (the "Agreement") dated April 29, 2002, between Consumers Energy Company ("Consumers") and Michigan Electric Transmission Company, now Michigan Electric Transmission Company, LLC ("METC")

Pursuant to Section 7.1 of the Agreement, Consumers hereby notifies METC that Consumers intends to install a single phase distribution line on certain land in which METC has an interest under the Agreement. The location of the land on which said line will be constructed, and a further description of the intended use, are set forth-on "Annex A", attached to this letter.

Under said Section 7.1 of the Agreement, METC must within 30 days of this notice notify Consumers, as "Initiating User," of whether or not METC approves the proposed use as a Compatible Use. If you do not notify us either way within 30 days of this notice, then, as provided in said Section 7.1, METC will be deemed to have approved the proposed use as being a Compatible Use. We would appreciate, however, receiving METC's express approval of the proposed use as being a Compatible Use as soon as possible so that we can start work without delay.

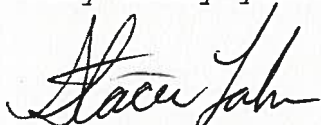
June 5, 2008

Page Two

Reference No: 06808808/Bangor Twp/Bay County/Walker

This letter is being sent to you in duplicate. If METC agrees that the proposed use is a Compatible Use, please indicate that by signing and returning a copy of this letter to us as soon as possible, so that we can immediately proceed with construction. The other copy is for your records.

Very truly yours,




Stacie Lahr
Consumers Energy
One Energy Plaza
Jackson, MI 49201

APPROVED:

MICHIGAN ELECTRIC TRANSMISSION
COMPANY, LLC

By: _____



Date: _____

7/8/2008

ANNEX A

Reference No: 06808808/Bangor Twp/Bay County/Walker

LAND TO BE IMPACTED:

Land located in the Township of Bangor, County of Bay, State of Michigan, described as follows:

That part of the Southeast 1/4 of Section 5, Township 14 North, Range 05 East, running along State Park Dr.

PROPOSED USE:

Will run parallel to the METC line with underground primary conductor joint with gas to feed 237 State Park Dr. See attached 391 form and sketch.

Prepared by:
Stacie M Lahr 06/05/08
Consumers Energy Company
EP7-436
One Energy Plaza
Jackson, MI 49201



Date: July 7, 2008

To: Fernando Guevara
Real Estate and Rights of Way
ITC

From: Ashley DuPree
Engineering
ITC

Subject: **UBA081500/CU-347**
CE Reference No. 06808808/Bangor Twp/Bay County/Walker
Three Phase, 14.4/24.9 Distribution Line

This request is hereby approved under the following condition:

1. No disturbance of soil shall take place within 20 feet of the electric transmission tower.

Approved

By David Doubly
David Doubly
Staff Engineer



Real Estate and Claims Division

**Project No: UBA081500
CU-347**

Date: June 16, 2008
To: David Doubley
From: Fernando Guevara
Real Estate

Subject: Three Phase, 14.4/24.9 kV Distribution Line
CE Reference No. 06808808//Bangor Twp/Bay County/Walker

The attached request was received from Consumers Energy. CE intends to install a single phase distribution line. The proposed line will run parallel to the METC line with underground primary conductor joint with gas to feed 237 State Park Dr. Furthermore, pursuant to the Amended and Restated Easement Agreement, METC/ITC needs to submit a response letter to CE by **July 14, 2008**.

Please review and return to my attention with your recommendations/comments.

Attachments

CONSUMERS ENERGY
**NOTIFICATION OF PROPOSED LINE CONSTRUCTION
REQUIRING COORDINATION WITH TRANSMISSION LINES**

Send two (2) copies to:

Transmission Lines Design and Standards

Att: Yvonne Ross

Jackson, Michigan

TO BE FILLED IN BY SYSTEM OWNER / ENGINEER / CES

Headquarters Bay City

Work Order No. 06808808

Date 06/03/2008

PROPOSED DISTRIBUTION CONSTRUCTION

Sketch Attached Yes No

Primary:

Voltage 4800 Phase single

No. of Wires 1 Crossarms Per Pole _____

Wire Size 1/0 Length of Crossarms _____

Distance Below Transmission Underground Primary

Skip-Span Yes No

Secondary:

No. of Wires _____ Wire Size _____

Other Details:

**TO BE FILLED IN BY TRANSMISSION LINES DESIGN
AND STANDARDS OR METC**

Engineering Required Yes No

Checked By _____ Date _____

GWO No. _____

EXISTING DISTRIBUTION FACILITIES

Description: We are going to run parallel to the metc line with underground primary conductor joint with gas to feed 237 state park dr. (see attached Print)

LOCATION

Township Bangor County Bay

Section 05 Range 05E

Transmission Line Involved bangor-monitor line, wackery-weadock line, and iosco-karn line

Transmission Pole No. 4235, 4236

REMARKS:

Prepared By Scott Walker 989-667-5153 Date 6/3/08
System Planning and Performance / Electric Service

Approved By _____ Date _____
Transmission Lines Design and Standards

Approved By _____ Date _____
METC

METC lines are subject to the easement rights of METC. Your request has been forwarded to Real Estate for processing and will require a 30-day period prior to approval. Initiation of any construction activities without appropriate METC approval may require relocation or removal of the lines at your expense.

BAY C

HAMPTON TWP. BANGOR TWP.

W. PORTION S. PORTION

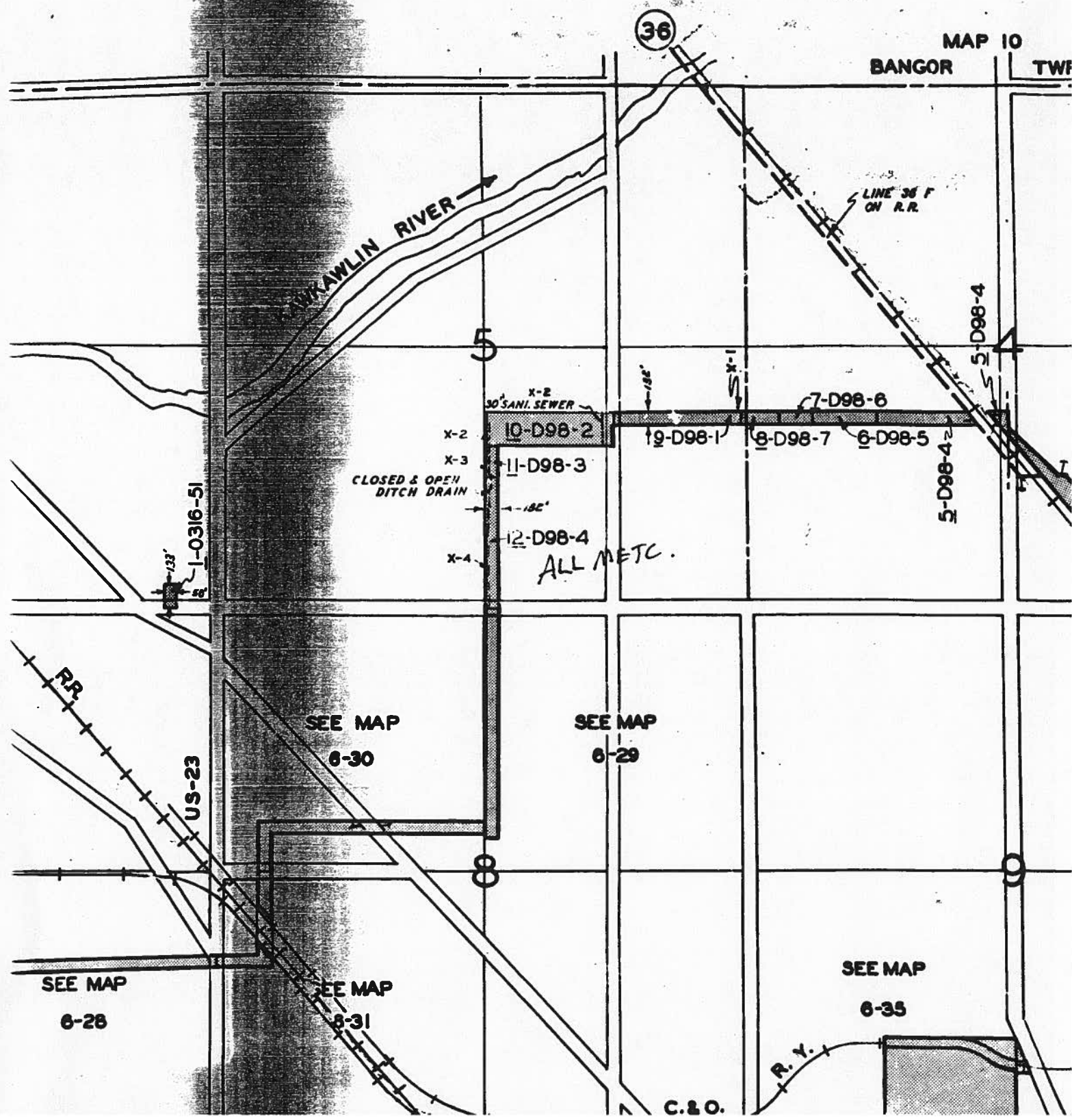
SCALE 1" = 1000'
 REDUCED SCALE 1" = 2000'

RIGHTS
 E RIGHTS
 SOLD

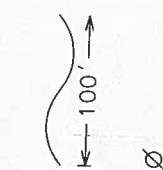
- ELEC. TRANS R/W.
- ▨▨▨▨ ELEC TRANS STRIP EASEMENT
- +— COMMUNICATION R/W.
- ▲+▲ INGRESS & EGRESS R/W.
- +— OVERHANG RIGHTS
- TREE RIGHTS

MAP 10

BANGOR TWP



BAY CO
BANGOR TWP
T14 R55 SEC. 05



TF DEMAND: 8KVA
PROP VD: 1.65V
PROP FLK: 5.16V
3TON A/C

2 INSTALL
25 KVA RF
PER 66-106-1


1 INSTALL
RISER
PER 63-31
40 AMP FUSE
LCP 0182



VICINITY MAP

UNDERGROUND LEGEND

1. Single-phase primary
 2. Three-phase primary
 3. Single-phase secondary
 4. Three-phase secondary
 5. Three-phase power secondary
 6. Single-phase service and power service
 7. Three-phase service and power service
 8. Single-phase service and power service (C)
 9. Three-phase service and power service (C)
 10. Strengthening conductor (1/2" x 1/2" AL)
 11. Covered 600V neutral conductor for ducts
 12. Strengthening conductor (1/2" x 1/2" AL)
- CONDUIT
- 1. Plastic [2] Fiberglass [6] Epoxy
 - 2. Steel [3] 3" Steel [5] 4" Steel [6] Steel
- CABLE MATERIAL AND SIZE
- A. No. 1/0 AL, 250 MVA, 288V, or secondary
 - B. No. 1/0 AL, 250 MVA, 288V, or secondary
 - C. No. 1/0 AL, 250 MVA, 288V, or secondary
 - D. No. 1/0 AL, 250 MVA, 288V, or secondary
 - E. 500 kcmil copper, 250 MVA, 288V, or secondary
 - F. 150 kcmil AL, 250 MVA, 288V, or secondary
 - G. 150 kcmil AL, 250 MVA, 288V, or secondary
 - H. 150 kcmil AL, 250 MVA, 288V, or secondary
 - I. 150 kcmil AL, 250 MVA, 288V, or secondary
 - J. 150 kcmil AL, 250 MVA, 288V, or secondary
 - K. 150 kcmil AL, 250 MVA, 288V, or secondary
 - L. 150 kcmil AL, 250 MVA, 288V, or secondary
 - M. 150 kcmil AL, 250 MVA, 288V, or secondary
 - N. 150 kcmil AL, 250 MVA, 288V, or secondary
 - O. 150 kcmil AL, 250 MVA, 288V, or secondary
 - P. 150 kcmil AL, 250 MVA, 288V, or secondary
 - Q. 150 kcmil AL, 250 MVA, 288V, or secondary
 - R. 150 kcmil AL, 250 MVA, 288V, or secondary
 - S. 150 kcmil AL, 250 MVA, 288V, or secondary
 - T. No. 1/0 AL, 250 MVA, 288V, or secondary
 - U. No. 1/0 AL, 250 MVA, 288V, or secondary
 - V. No. 1/0 AL, 250 MVA, 288V, or secondary
 - W. No. 1/0 AL, 250 MVA, 288V, or secondary
 - X. No. 1/0 AL, 250 MVA, 288V, or secondary
 - Y. No. 1/0 AL, 250 MVA, 288V, or secondary
 - Z. No. 1/0 AL, 250 MVA, 288V, or secondary
- CONDUCTOR CHANGE
- 1. No. 1/0 AL, 250 MVA, 288V, or secondary
 - 2. No. 1/0 AL, 250 MVA, 288V, or secondary
 - 3. No. 1/0 AL, 250 MVA, 288V, or secondary
 - 4. No. 1/0 AL, 250 MVA, 288V, or secondary
 - 5. No. 1/0 AL, 250 MVA, 288V, or secondary
 - 6. No. 1/0 AL, 250 MVA, 288V, or secondary
 - 7. No. 1/0 AL, 250 MVA, 288V, or secondary
 - 8. No. 1/0 AL, 250 MVA, 288V, or secondary
 - 9. No. 1/0 AL, 250 MVA, 288V, or secondary
 - 10. No. 1/0 AL, 250 MVA, 288V, or secondary
 - 11. No. 1/0 AL, 250 MVA, 288V, or secondary
 - 12. No. 1/0 AL, 250 MVA, 288V, or secondary
 - 13. No. 1/0 AL, 250 MVA, 288V, or secondary
 - 14. No. 1/0 AL, 250 MVA, 288V, or secondary
 - 15. No. 1/0 AL, 250 MVA, 288V, or secondary
 - 16. No. 1/0 AL, 250 MVA, 288V, or secondary
 - 17. No. 1/0 AL, 250 MVA, 288V, or secondary
 - 18. No. 1/0 AL, 250 MVA, 288V, or secondary
 - 19. No. 1/0 AL, 250 MVA, 288V, or secondary
 - 20. No. 1/0 AL, 250 MVA, 288V, or secondary
 - 21. No. 1/0 AL, 250 MVA, 288V, or secondary
 - 22. No. 1/0 AL, 250 MVA, 288V, or secondary
 - 23. No. 1/0 AL, 250 MVA, 288V, or secondary
 - 24. No. 1/0 AL, 250 MVA, 288V, or secondary
 - 25. No. 1/0 AL, 250 MVA, 288V, or secondary
 - 26. No. 1/0 AL, 250 MVA, 288V, or secondary
 - 27. No. 1/0 AL, 250 MVA, 288V, or secondary
 - 28. No. 1/0 AL, 250 MVA, 288V, or secondary
 - 29. No. 1/0 AL, 250 MVA, 288V, or secondary
 - 30. No. 1/0 AL, 250 MVA, 288V, or secondary
 - 31. No. 1/0 AL, 250 MVA, 288V, or secondary
 - 32. No. 1/0 AL, 250 MVA, 288V, or secondary
 - 33. No. 1/0 AL, 250 MVA, 288V, or secondary
 - 34. No. 1/0 AL, 250 MVA, 288V, or secondary
 - 35. No. 1/0 AL, 250 MVA, 288V, or secondary
 - 36. No. 1/0 AL, 250 MVA, 288V, or secondary
 - 37. No. 1/0 AL, 250 MVA, 288V, or secondary
 - 38. No. 1/0 AL, 250 MVA, 288V, or secondary
 - 39. No. 1/0 AL, 250 MVA, 288V, or secondary
 - 40. No. 1/0 AL, 250 MVA, 288V, or secondary
 - 41. No. 1/0 AL, 250 MVA, 288V, or secondary
 - 42. No. 1/0 AL, 250 MVA, 288V, or secondary
 - 43. No. 1/0 AL, 250 MVA, 288V, or secondary
 - 44. No. 1/0 AL, 250 MVA, 288V, or secondary
 - 45. No. 1/0 AL, 250 MVA, 288V, or secondary
 - 46. No. 1/0 AL, 250 MVA, 288V, or secondary
 - 47. No. 1/0 AL, 250 MVA, 288V, or secondary
 - 48. No. 1/0 AL, 250 MVA, 288V, or secondary
 - 49. No. 1/0 AL, 250 MVA, 288V, or secondary
 - 50. No. 1/0 AL, 250 MVA, 288V, or secondary
 - 51. No. 1/0 AL, 250 MVA, 288V, or secondary
 - 52. No. 1/0 AL, 250 MVA, 288V, or secondary
 - 53. No. 1/0 AL, 250 MVA, 288V, or secondary
 - 54. No. 1/0 AL, 250 MVA, 288V, or secondary
 - 55. No. 1/0 AL, 250 MVA, 288V, or secondary
 - 56. No. 1/0 AL, 250 MVA, 288V, or secondary
 - 57. No. 1/0 AL, 250 MVA, 288V, or secondary
 - 58. No. 1/0 AL, 250 MVA, 288V, or secondary
 - 59. No. 1/0 AL, 250 MVA, 288V, or secondary
 - 60. No. 1/0 AL, 250 MVA, 288V, or secondary
 - 61. No. 1/0 AL, 250 MVA, 288V, or secondary
 - 62. No. 1/0 AL, 250 MVA, 288V, or secondary
 - 63. No. 1/0 AL, 250 MVA, 288V, or secondary
 - 64. No. 1/0 AL, 250 MVA, 288V, or secondary
 - 65. No. 1/0 AL, 250 MVA, 288V, or secondary
 - 66. No. 1/0 AL, 250 MVA, 288V, or secondary
 - 67. No. 1/0 AL, 250 MVA, 288V, or secondary
 - 68. No. 1/0 AL, 250 MVA, 288V, or secondary
 - 69. No. 1/0 AL, 250 MVA, 288V, or secondary
 - 70. No. 1/0 AL, 250 MVA, 288V, or secondary
 - 71. No. 1/0 AL, 250 MVA, 288V, or secondary
 - 72. No. 1/0 AL, 250 MVA, 288V, or secondary
 - 73. No. 1/0 AL, 250 MVA, 288V, or secondary
 - 74. No. 1/0 AL, 250 MVA, 288V, or secondary
 - 75. No. 1/0 AL, 250 MVA, 288V, or secondary
 - 76. No. 1/0 AL, 250 MVA, 288V, or secondary
 - 77. No. 1/0 AL, 250 MVA, 288V, or secondary
 - 78. No. 1/0 AL, 250 MVA, 288V, or secondary
 - 79. No. 1/0 AL, 250 MVA, 288V, or secondary
 - 80. No. 1/0 AL, 250 MVA, 288V, or secondary
 - 81. No. 1/0 AL, 250 MVA, 288V, or secondary
 - 82. No. 1/0 AL, 250 MVA, 288V, or secondary
 - 83. No. 1/0 AL, 250 MVA, 288V, or secondary
 - 84. No. 1/0 AL, 250 MVA, 288V, or secondary
 - 85. No. 1/0 AL, 250 MVA, 288V, or secondary
 - 86. No. 1/0 AL, 250 MVA, 288V, or secondary
 - 87. No. 1/0 AL, 250 MVA, 288V, or secondary
 - 88. No. 1/0 AL, 250 MVA, 288V, or secondary
 - 89. No. 1/0 AL, 250 MVA, 288V, or secondary
 - 90. No. 1/0 AL, 250 MVA, 288V, or secondary
 - 91. No. 1/0 AL, 250 MVA, 288V, or secondary
 - 92. No. 1/0 AL, 250 MVA, 288V, or secondary
 - 93. No. 1/0 AL, 250 MVA, 288V, or secondary
 - 94. No. 1/0 AL, 250 MVA, 288V, or secondary
 - 95. No. 1/0 AL, 250 MVA, 288V, or secondary
 - 96. No. 1/0 AL, 250 MVA, 288V, or secondary
 - 97. No. 1/0 AL, 250 MVA, 288V, or secondary
 - 98. No. 1/0 AL, 250 MVA, 288V, or secondary
 - 99. No. 1/0 AL, 250 MVA, 288V, or secondary
 - 100. No. 1/0 AL, 250 MVA, 288V, or secondary



MISS DIG System, Inc.
1-800-482-7171

STAKED		YES	NO	TRES		YES	NO	TLM NUMBER	# OF RODS	OHMS	DESIGNED BY	DATE	APPROVED BY	SCALE	SHEET 1 OF 1
<input type="checkbox"/>	<input type="checkbox"/>	<input checked="" type="checkbox"/>	<input checked="" type="checkbox"/>	<input type="checkbox"/>	<input type="checkbox"/>	<input type="checkbox"/>	<input type="checkbox"/>	1455054240			A. CMS Energy Company	05/19/08	SMYALKER	1"-80'	
TAX CODE											090407	REQUEST NO.	03150471		
UTIL. TYPE											EU	CATEGORY	NBUS	JTLN	06808808
SUBSTATION											PATTERSON	WD NO.	0214	CAD FILE:	06808808.001
CIRCUIT											PATTERSON	CCT NO.	LCP NO.	0632	

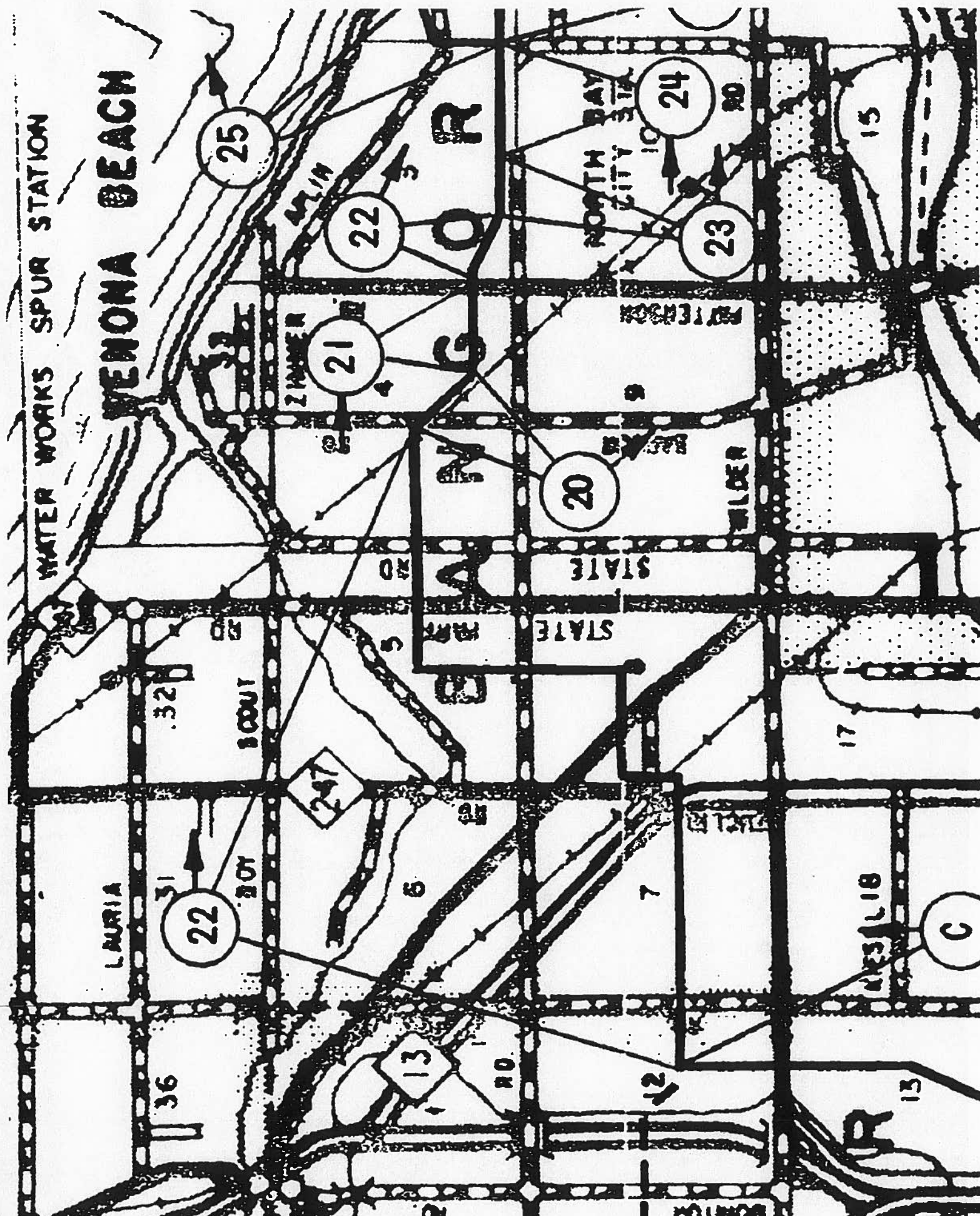
237 STATE PARK
ELEC. BY: RANDY TRECHSEL
237 STATE PARK DR
BANGOR
SUBSTATION
PATTERSON

CONSTRUCTION CERTIFICATION-
Work was constructed as Engineered or Changed as Indicated.
All Salvageable Material Was Returned to Stores.
Signed: _____ in Direct Charge of Work
Dates: Started _____ Completed _____ DATE: _____
MISS DIG NUMBER: _____

ELECTRIC CAD TITLE BLOCK (11X17) 6-11-2001
SHEET B
DATES STIMES FILES
T R S 145505

WATER WORKS SPUR STATION

VENONA BEACH



LAURIA

36

22

31

BOYD

32

SCOUT

27

6

28

21

ZIMMER

22

25

O R

M A

20

STATE

STATE

WILDER

PETERSON

23

NORTH BAY CITY STA

24

WILDER

17

WILDER

18

13

15

(C)

12

13

28

3

4

5

6

7

8

9

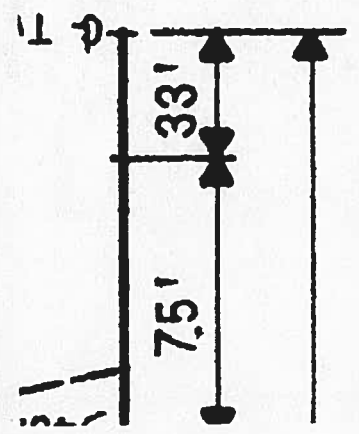
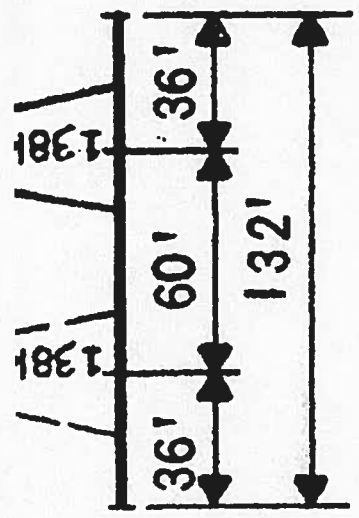

10

11

12

13

14



23

22

